

How to Read the Auditors Report

Example Department

0000 Department Name	Total Appropriations	Prior Year Encumbrance	Appropriations plus Enc	2010 Encumbrance	2010 Expenditures	Available Appropriations	
7200's Contractual Expenses.....	2,600.00	125.00	2,725.00	250.00	1,225.00	1,250.00	
7300's Materials & Supplies Expenses	3,000.00	75.00	3,075.00	200.00	2,200.00	675.00	
7400's Fixed Expenses.....	12,500.00	0.00	12,500.00	10,000.00	2,500.00	0.00	
7700's Debt Service.....	15,000.00	0.00	15,000.00	15,000.00	0.00	0.00	
01 2600 Insurance	207,500.00	0.00	207,500.00	0.00	207,500.00	0.00	
99 Special Fund - 99	15,700.00	200.00	15,900.00	700.00	1,700.00	13,500.00	Fund Balance
							14,200.00

Appropriations for this year

Open purchase orders from prior years

Amount available to spend

1/31/2009

Date of the report

Miscellaneous Keys that apply to your department

Funds that apply to your department

This is the balance of the Fund at the close of the month

Auditor

Auditor's Office

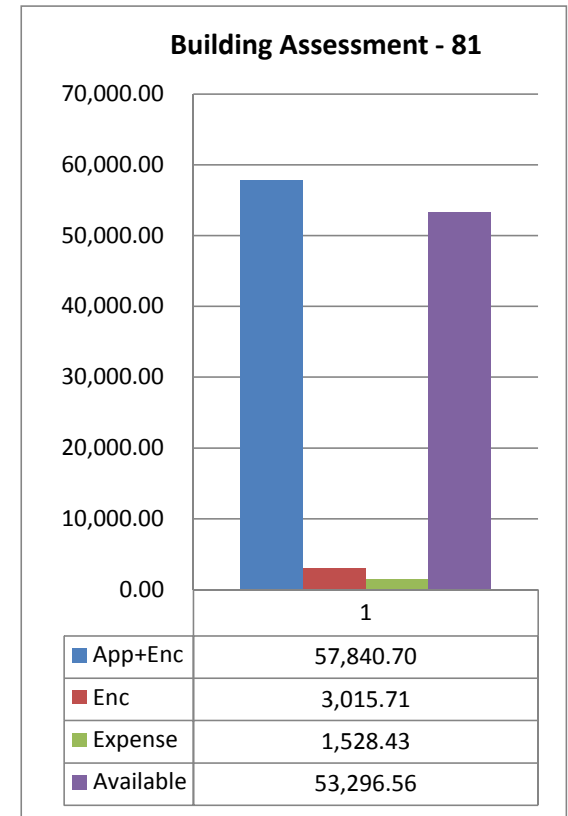
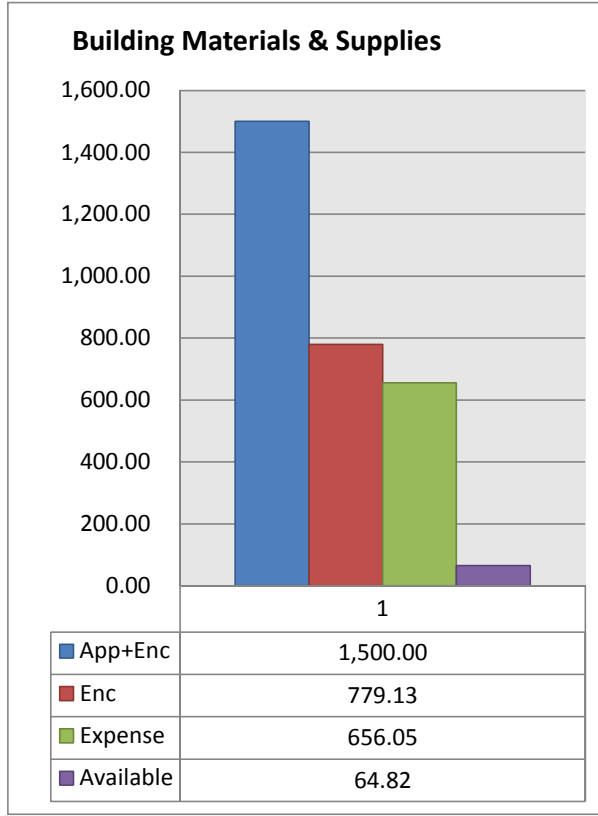
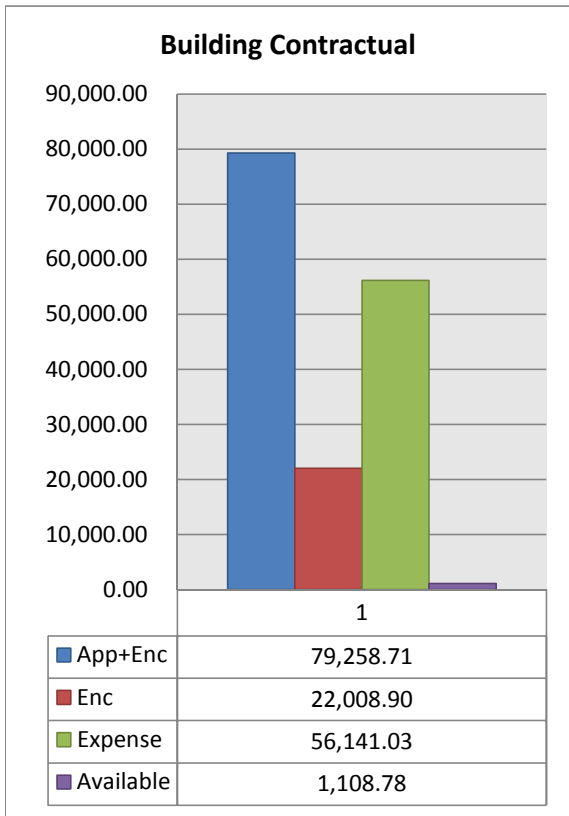
9/30/2010

	Total Appropriations	Prior Year Encumbrance	Appropriations plus Enc	2010 Encumbrance	2010 Expenditures	Available Appropriations
0000 Department Name						
7100's Personel Expenses	278,957.00	0.00	278,957.00	0.00	202,814.64	76,142.36
7200's Contractual Expenses.....	6,000.00	400.00	6,400.00	250.00	4,221.23	1,928.77
7300's Materials & Supplies Expenses	7,031.31	1,531.31	8,562.62	1,400.00	2,495.09	4,667.53

Building Dept Budget

9/30/2010

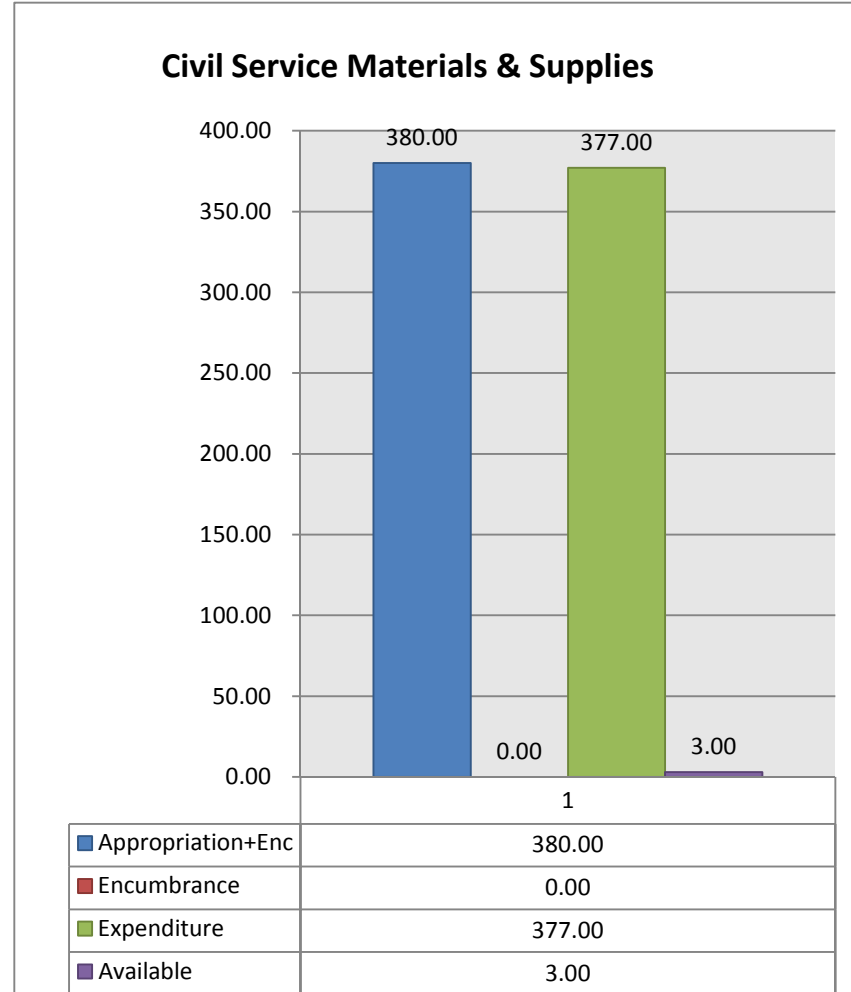
0820 Building Department	Total Appropriations	Prior Year Encumbrance	Appropriations plus Enc	2010 Encumbrance	2010 Expenditures	Available Appropriations	
7200's Contractual Expenses - 7200's.....	63,000.00	16,258.71	79,258.71	22,008.90	56,141.03	1,108.78	
7300's Materials & Supplies Expenses.....	1,500.00	0.00	1,500.00	779.13	656.05	64.82	
							Fund Balance
BUILDING ASSESSMENT FEE - 81	8,066.00	49,774.70	57,840.70	3,015.71	1,528.43	53,296.56	5,434.94



Civil Service Budget

9/30/2010

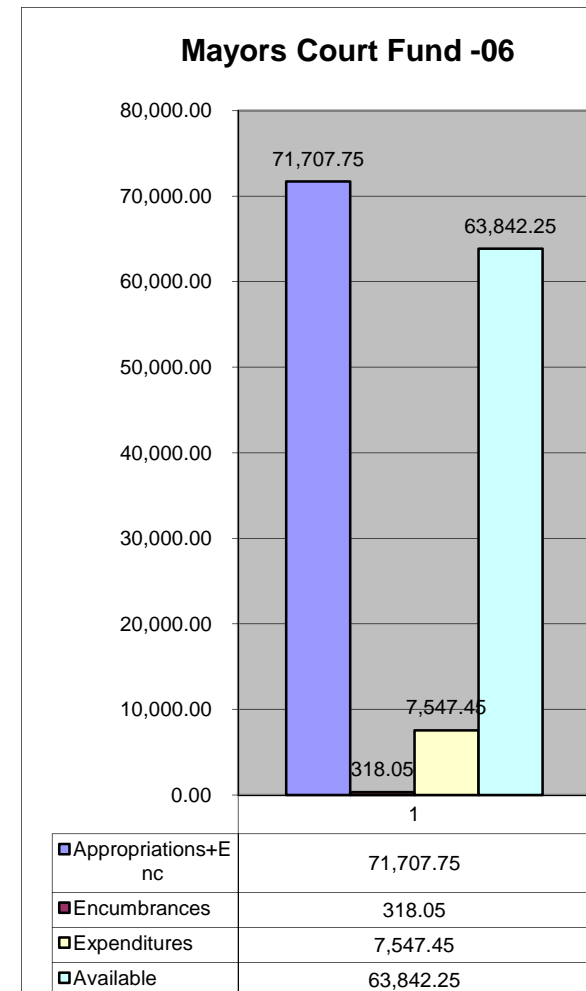

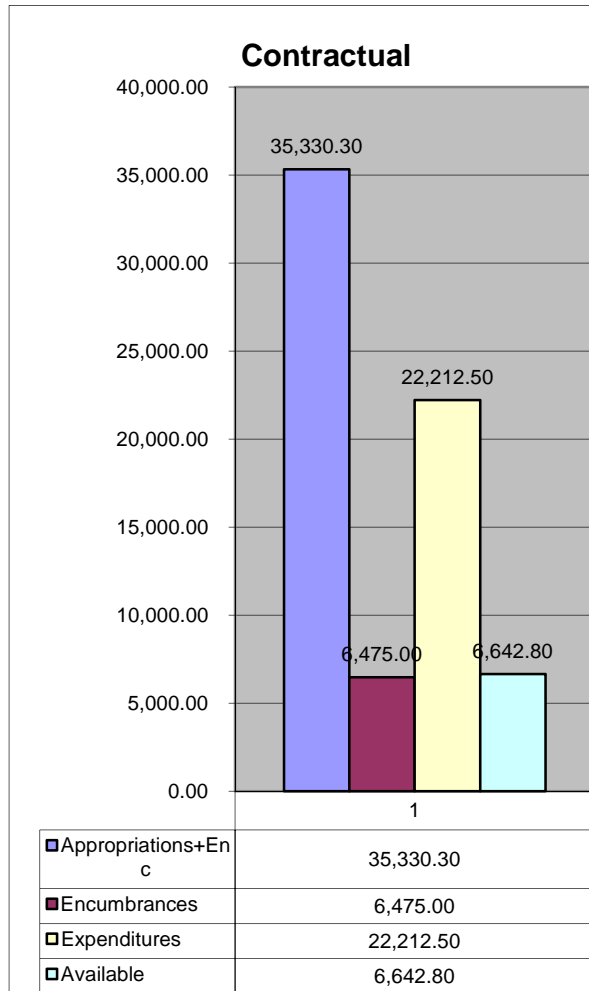
	Total Appropriations	Prior Year Encumbrance	Appropriations plus Enc	2010 Encumbrance	2010 Expenditures	Available Appropriations
0700 Civil Service						
7200's Contractual Expenses.....	10,000.00	0.00	10,000.00	0.00	3,108.94	6,891.06
7300's Materials & Supplies Expenses.	380.00	0.00	380.00	0.00	377.00	3.00



Mayor's Clerk of Courts Budget

9/30/2010

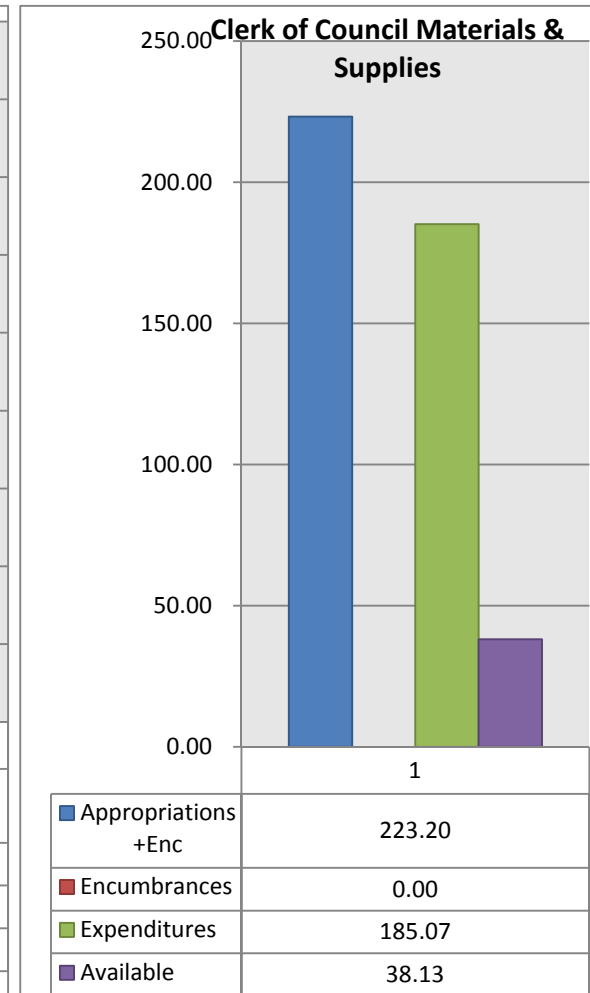
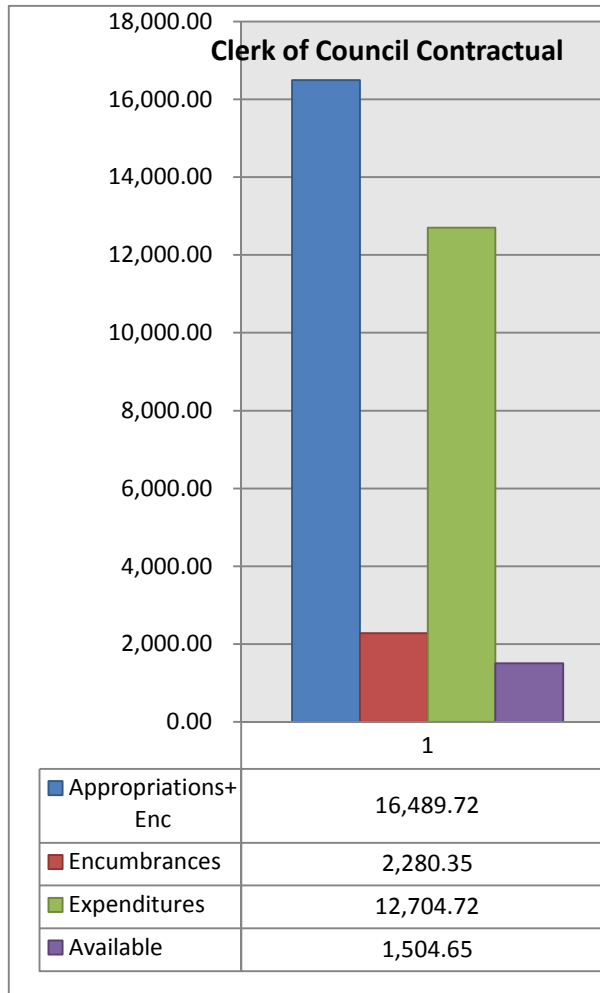
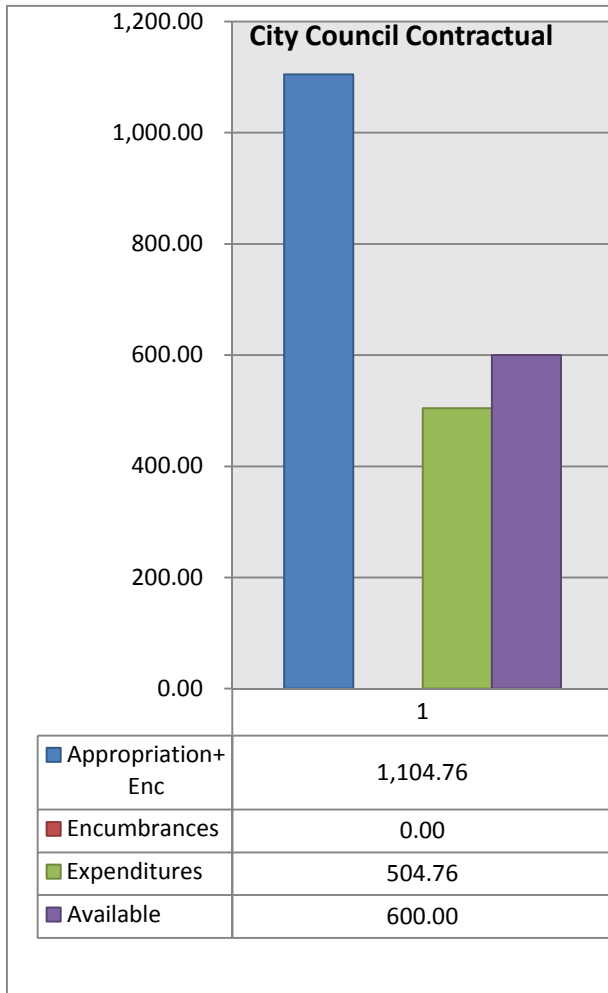
0310 Mayor's Clerk of Courts	Total Appropriations	Prior Year Encumbrance	Appropriations plus Enc	2010 Encumbrance	2010 Expenditures	Available Appropriations	
7200's Contractual Expenses.....	34,205.30	1,125.00	35,330.30	6,475.00	22,212.50	6,642.80	
7300's Materials & Supplies Expenses.....	934.00	0.00	934.00	0.00	934.00	0.00	
							Fund Balance
MAYORS COURT COMP - 06	71,608.00	99.75	71,707.75	318.05	7,547.45	63,842.25	59,854.64



Clerk of Council Budget

9/30/2010

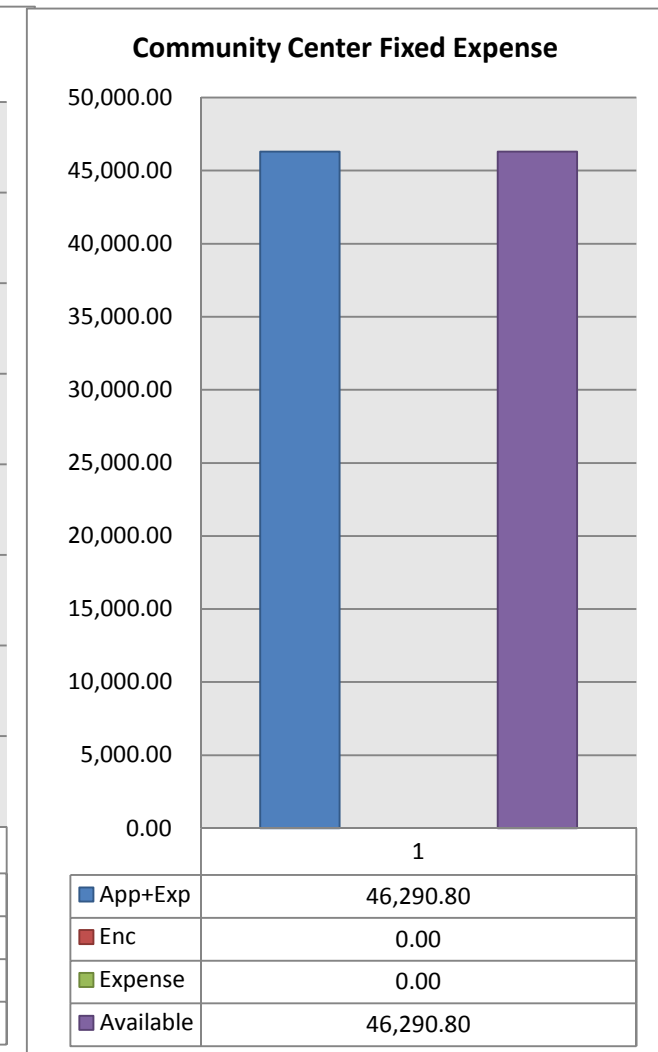
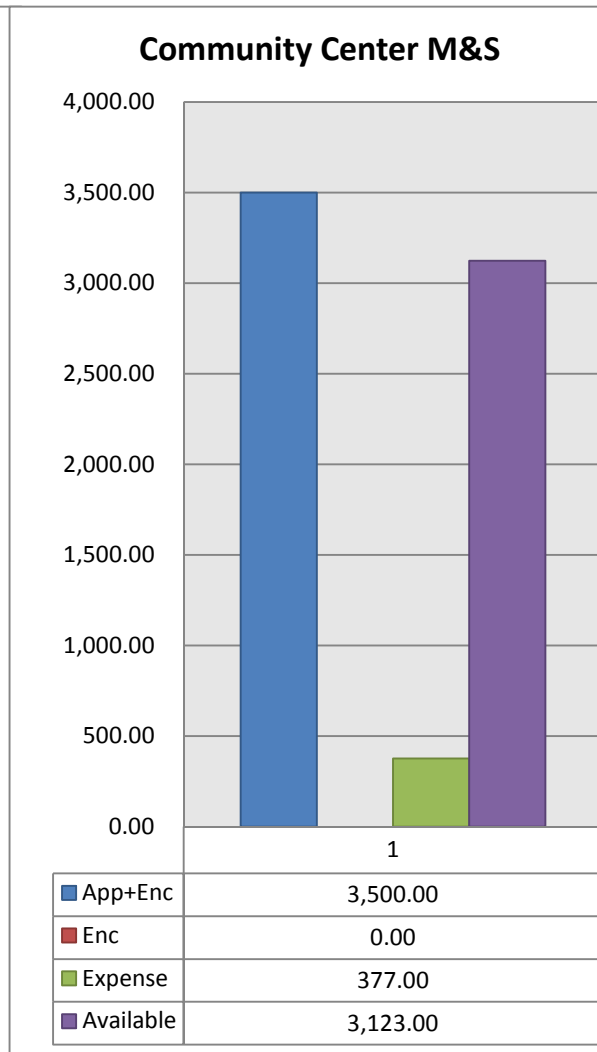
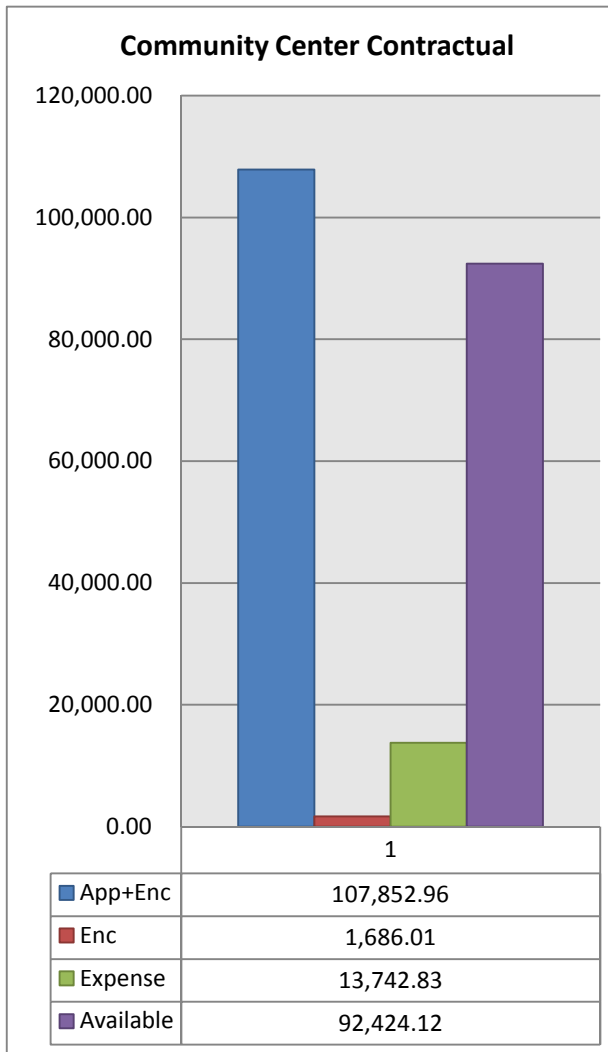
		Total Appropriations	Prior Year Encumbrance	Appropriations plus Enc	2010 Encumbrance	2010 Expenditures	Available Appropriations
0100 City Council							
7200's	Contractual Expenses.....	1,104.76	0.00	1,104.76	0.00	504.76	600.00
0200 Clerk of Council							
7200's	Contractual Expenses.....	15,500.00	989.72	16,489.72	2,280.35	12,704.72	1,504.65
7300's	Materials & Supplies Expenses.....	200.00	23.20	223.20	0.00	185.07	38.13



Community Center Budget

9/30/2010

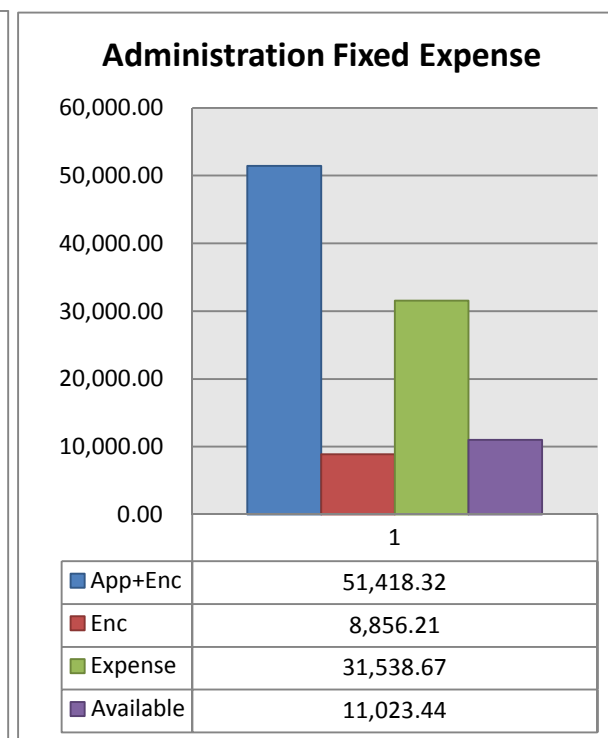
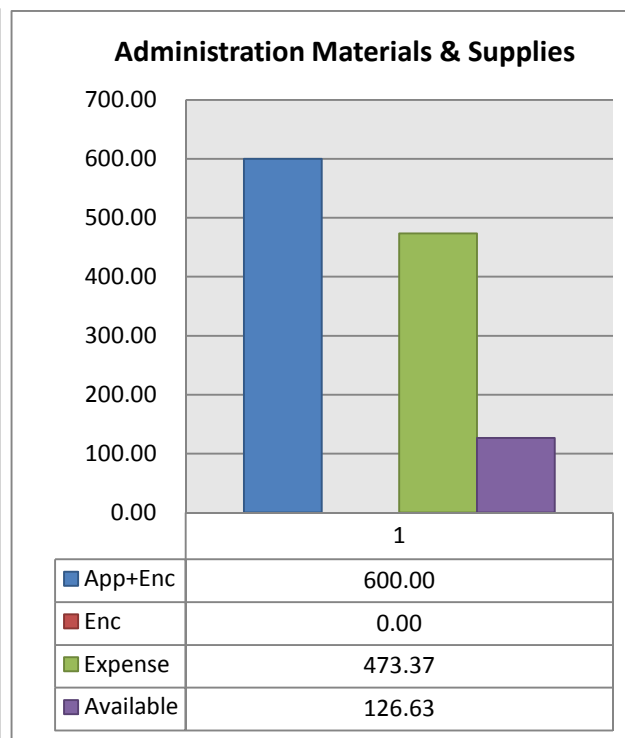
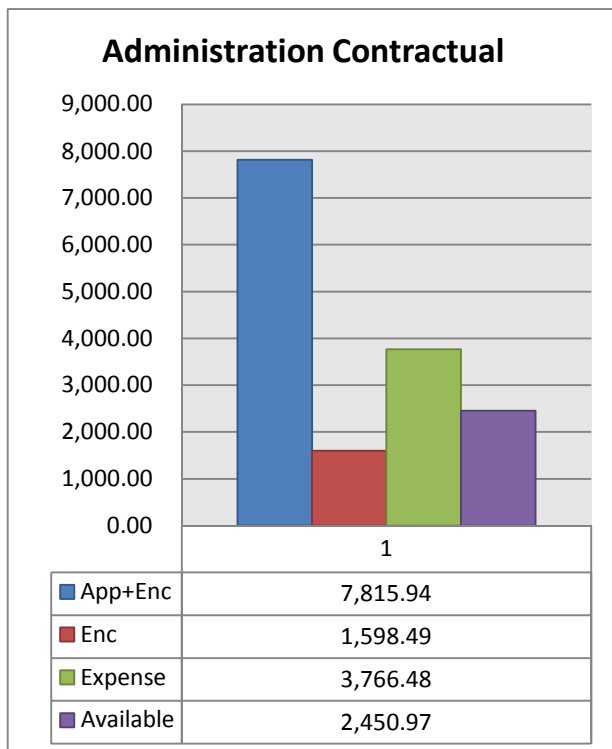
0890 Community Center	Total Appropriations	Prior Year Encumbrance	Appropriations plus Enc	2010 Encumbrance	2010 Expenditures	Available Appropriations
7200's Contractual Expenses.....	103,806.48	4,046.48	107,852.96	1,686.01	13,742.83	92,424.12
7300's Materials & Supplies Expenses.....	3,500.00	0.00	3,500.00	0.00	377.00	3,123.00
7400's Fixed Expenses.....	42,065.40	4,225.40	46,290.80	0.00	0.00	46,290.80



Fire Dept Budget

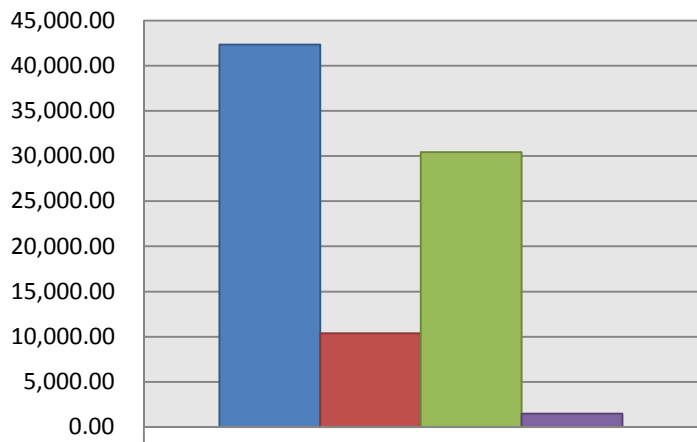
9/30/2010

	Total Appropriations	Prior Year Encumbrance	Appropriations plus Enc	2010 Encumbrance	2010 Expenditures	Available Appropriations	
0841 Fire Administration							
7200's Contractual Expenses.....	6,651.43	1,164.51	7,815.94	1,598.49	3,766.48	2,450.97	
7300's Materials & Supplies Expenses....	600.00	0.00	600.00	0.00	473.37	126.63	
7400's Fixed Expenses.....	47,053.16	4,365.16	51,418.32	8,856.21	31,538.67	11,023.44	
0842 Fire Fighting							
7200's Contractual Expenses.....	40,977.88	1,332.69	42,310.57	10,370.77	30,440.72	1,499.08	
7300's Materials & Supplies Expenses....	58,321.77	40,770.06	99,091.83	1,219.42	46,423.49	51,448.92	
7400's Fixed Expenses.....	0.00	0.00	0.00	0.00	0.00	0.00	
7700's Debt Service	81,841.00	0.00	81,841.00	0.00	81,840.56	0.44	
							Fund Balance
18 FEMA GRANT - 18	176,300.00	0.00	176,300.00	7,602.54	0.00	168,697.46	28,400.00
27 EMS FUND - 27	239,266.48	47,761.71	287,028.19	28,782.71	133,750.88	124,494.60	31,973.31
83 FIRE DEPT FIXED ASSETS	19,321.00	1,650.00	20,971.00	250.00	9,702.06	11,018.94	16,943.34

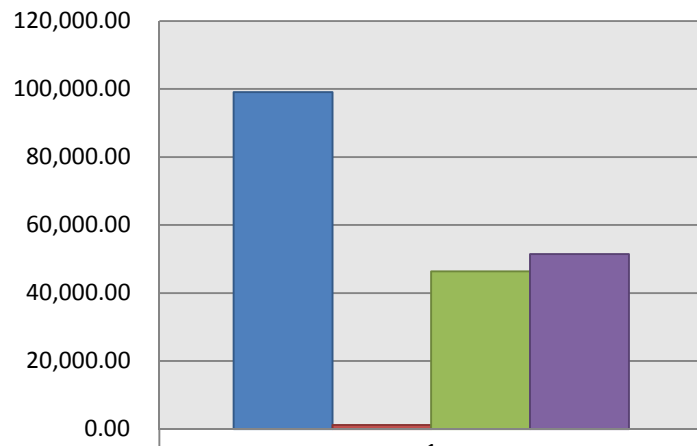


Fire Contractual

Fire Materials & Supplies

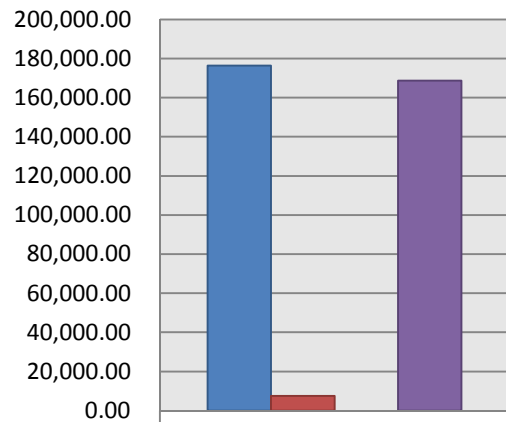


App+Enc	42,310.57
Enc	10,370.77
Expense	30,440.72
Available	1,499.08



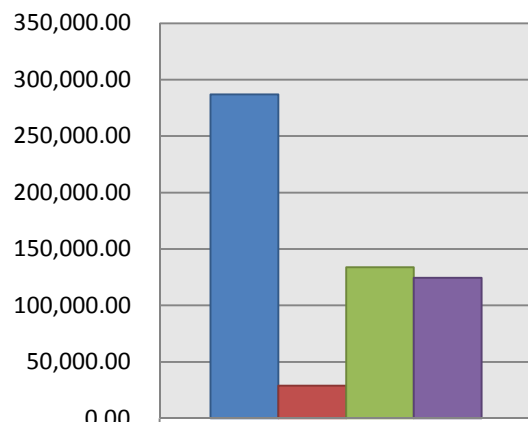
App+Enc	99,091.83
Enc	1,219.42
Expense	46,423.49
Available	51,448.92

FEMA Fund -18



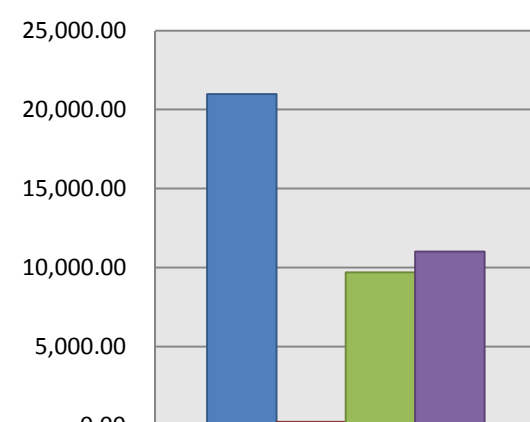
App + Enc	176,300.00
Enc	7,602.54
Expense	0.00
Available	168,697.46

EMS Fund - 27



App + Enc	287,028.19
Enc	28,782.71
Expense	133,750.88
Available	124,494.60

Fire Dept Fixed Assets - 83



App+Enc	20,971.00
Enc	250.00
Exp	9,702.06
Available	11,018.94

Health Dept Budget

9/30/2010

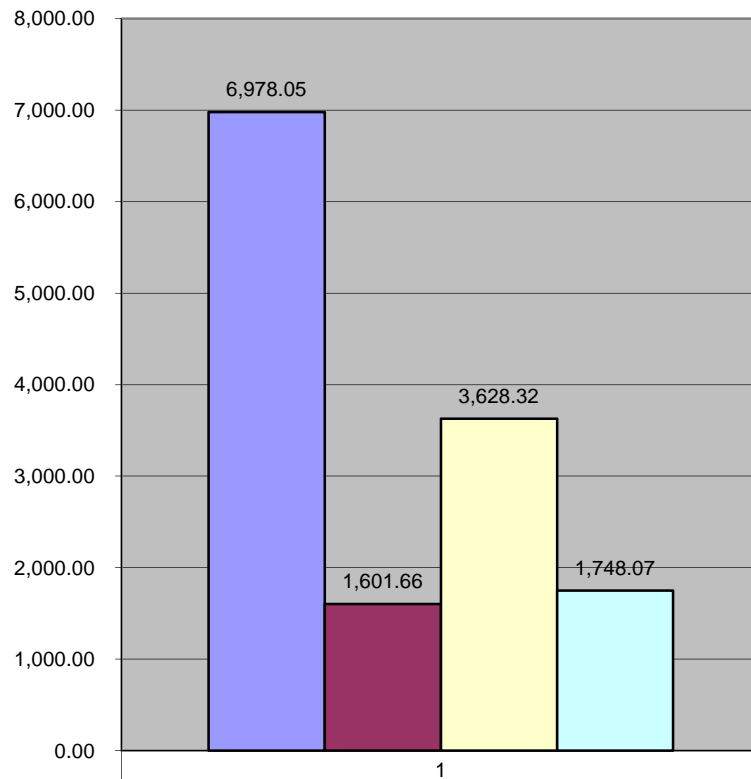
		Total Appropriations	Prior Year Encumbrance	Appropriations plus Enc	2010 Encumbrance	2010 Expenditures	Available Appropriations	
1010 Health Administration								
7200's	Contractual Expenses.....	19,879.99	1,579.99	21,459.98	12,262.24	3,164.35	6,033.39	
7300's	Materials & Supplies Expenses.....	1,000.00	0.00	1,000.00	74.60	0.00	925.40	
7400's	Fixed Expenses.....	18,203.27	703.27	18,906.54	6,054.60	703.27	12,148.67	
8801	Refund	530.00	0.00	530.00	528.68	0.00	1.32	
1020 Health/Medical Services								
7200's	Contractual Expenses.....	9,170.00	70.00	9,240.00	2,105.20	6,890.43	244.37	
7300's	Materials & Supplies Expenses.....	1,400.00	0.00	1,400.00	570.00	71.94	758.06	
1030 Health/Environmental								
7200's	Contractual Expenses.....	500.00	0.00	500.00	0.00	437.50	62.50	
7300's	Materials & Supplies Expenses.....	700.00	0.00	700.00	0.00	259.90	440.10	
15	HEALTH DEPT GRANTS FUND - 1	167,495.81	10,604.81	178,100.62	16,485.86	64,189.10	97,425.66	Fund Balance
								182,097.49

Law Department Budget

9/30/2010

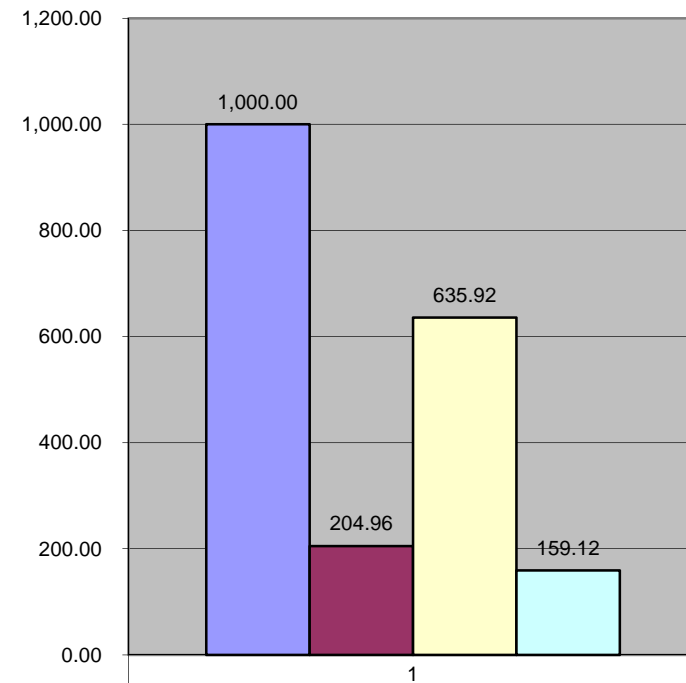
0400 Law Director		Total Appropriations	Prior Year Encumbrance	Appropriations plus Enc	2010 Encumbrance	2010 Expenditures	Available Appropriations
7200's	Contractual Expenses.....	6,681.57	296.48	6,978.05	1,601.66	3,628.32	1,748.07
7300's	Materials & Supplies Expenses.....	1,000.00	0.00	1,000.00	204.96	635.92	159.12
01	2320 Settlement of Claims	96,854.00	0.00	96,854.00	0.00	96,854.00	0.00
01	2321 Outside Legal Fees	100,000.00	0.00	100,000.00	65,583.20	34,416.79	0.01

Law Dept Contractual



■ App+Enc	6,978.05
■ Encumbrance	1,601.66
■ Expenditures	3,628.32
■ Available	1,748.07

Law Dept Materials & Supplies

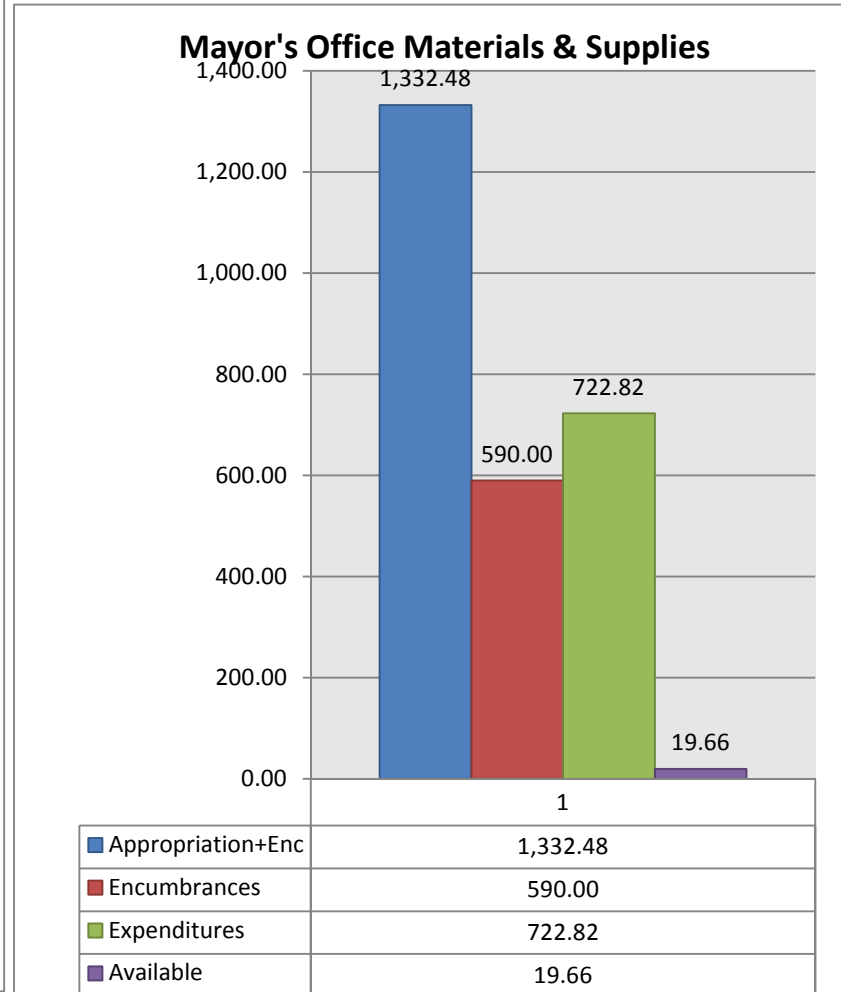
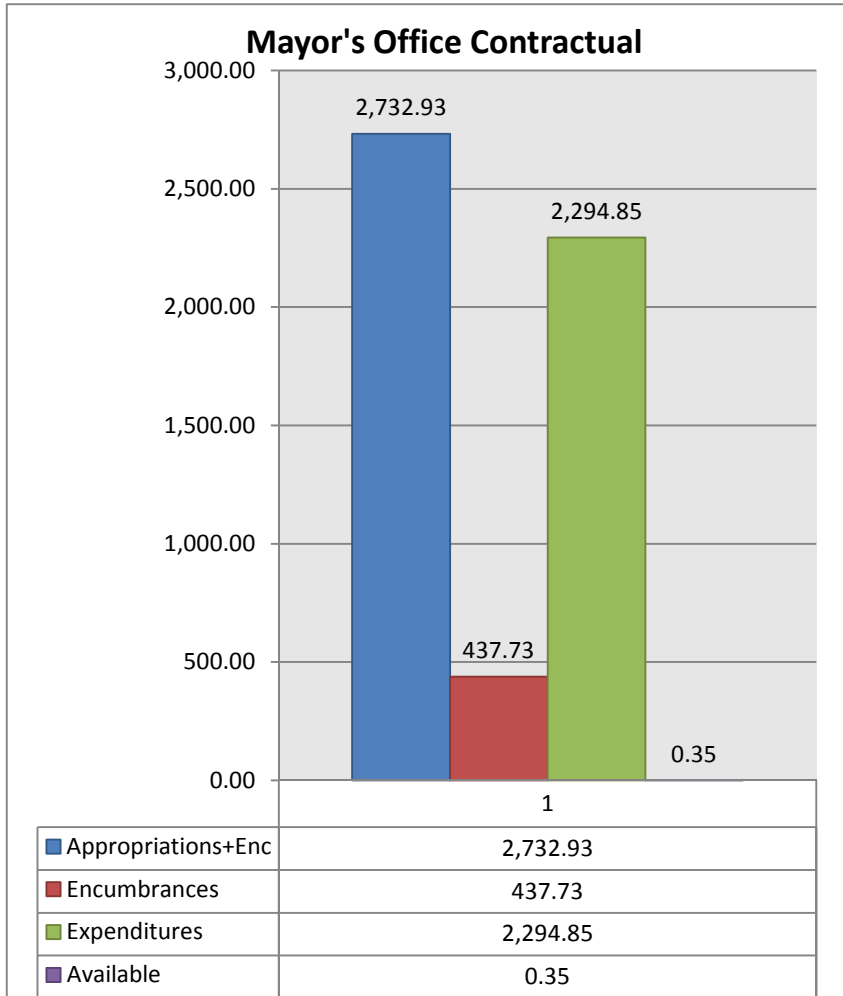


■ App+Enc	1,000.00
■ Encumbrance	204.96
■ Expenditures	635.92
■ Available	159.12

Mayor's Office Budget

9/30/2010

	Total Appropriations	Prior Year Encumbrance	Appropriations plus Enc	2010 Encumbrance	2010 Expenditures	Available Appropriations
0300 Mayor						
7200's Contractual Expenses.....	2,650.00	82.93	2,732.93	437.73	2,294.85	0.35
7300's Materials & Supplies Expenses.....	1,190.00	142.48	1,332.48	590.00	722.82	19.66



Police Dept Budget

9/30/2010

		Total Appropriations	Prior Year Encumbrance	Appropriations plus Enc	2010 Encumbrance	2010 Expenditures	Available Appropriations	
0311 - Prisoners Housed Outside of Norwood								
7200's	Contractual Expenses.....	4,000.00	0.00	4,000.00	3,000.00	0.00	1,000.00	
0831 Police Administration								
7200's	Contractual Expenses.....	200.00	0.00	200.00	0.00	85.00	115.00	
7300's	Materials & Supplies Expenses.....	200.00	0.00	200.00	0.00	0.00	200.00	
7400's	Fixed Expenses.....	8,512.33	384.33	8,896.66	2,974.38	4,451.01	1,471.27	
0832 Police Crime Control								
7200's	Contractual Expenses.....	87,983.49	5,283.49	93,266.98	16,012.97	72,482.74	4,771.27	
7300's	Materials & Supplies Expenses.....	96,236.29	11,911.66	108,147.95	17,209.71	42,130.78	48,807.46	
7700's	Debt Service	54,101.00	0.00	54,101.00	0.00	54,099.04	1.96	
0833 Auxiliary Police								
7100's	Total Employee Costs.....	155,988.00	0.00	155,988.00	0.00	91,729.43	64,258.57	
7200's	Contractual Expenses.....	0.00	0.00	0.00	0.00	0.00	0.00	
7300's	Materials & Supplies Expenses.....	0.00	0.00	0.00	0.00	0.00	0.00	
0940 Dispatchers E-911								
7200's	Contractual Expenses.....	22,179.95	179.95	22,359.90	1,710.05	19,016.54	1,633.31	
7300's	Materials & Supplies Expenses.....	3,552.13	101.63	3,653.76	1,077.78	1,806.81	769.17	
11	FEDERALLY FORFEITED PROPERTY - 11	54,398.14	755.89	55,154.03	908.90	45,233.53	9,011.60	Fund Balance 66,945.10
12	DRUG LAW ENFORCEMENT - 12	14,283.00	0.00	14,283.00	5,119.99	7,012.31	2,150.70	11,695.39
19	BJA-19	3,384.00	0.00	3,384.00	0.00	2,492.91	891.09	891.57
21	JAG GRANTS - 21	17,939.00	0.00	17,939.00	50.00	15,511.65	2,377.35	1,902.84
31	E - 911 WIRELESS - 31	202,956.32	1,261.32	204,217.64	1,873.40	39,815.60	162,528.64	152,063.84
32	COPP Fund -32	2,888.00	0.00	2,888.00	1,680.11	514.25	693.64	4,033.91

Public Works Budget

9/30/2010

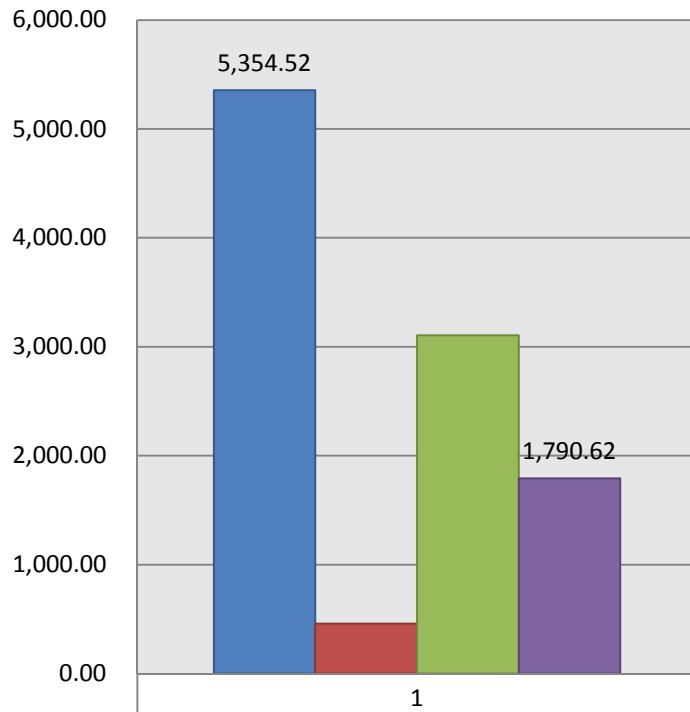
	Total Appropriations	Prior Year Encumbrance	Appropriations plus Enc	2010 Encumbrance	2010 Expenditures	Available Appropriations
0850 Superintendent of Public Works						
7200's Contractual Expenses.....	6,883.71	383.71	7,267.42	3,104.33	2,299.47	1,863.62
7300's Materials & Supplies Expenses.....	2,642.50	142.50	2,785.00			2,785.00
0870 City Garage						
7200's Contractual Expenses.....	2,707.44	207.44	2,914.88	387.36	1,036.62	1,490.90
7300's Materials & Supplies Expenses.....	11,174.49	233.96	11,408.45	2,587.10	4,256.58	4,564.77
0911 Public Lands & Buildings						
7200's Contractual Expenses.....	234,691.09	11,691.09	246,382.18	54,136.91	176,097.80	16,147.47
7300's Materials & Supplies Expenses.....	26,066.34	1,091.34	27,157.68	3,528.22	20,102.84	3,526.62
7400's Fixed Expenses.....	263,636.81	15,636.81	279,273.62	106,676.43	156,018.73	16,578.46
7600's Capital Improvement for Special Projects	185,135.00	9,485.00	194,620.00	28,468.00	74,198.00	91,954.00
0912 Parks & Playgrounds						
7200's Contractual Expenses.....	2,000.00	0.00	2,000.00	88.20	1,446.80	465.00
7300's Materials & Supplies Expenses.....	28,163.88	2,984.91	31,148.79	4,277.98	15,738.38	11,132.43

Recreation Dept Budget

9/30/2010

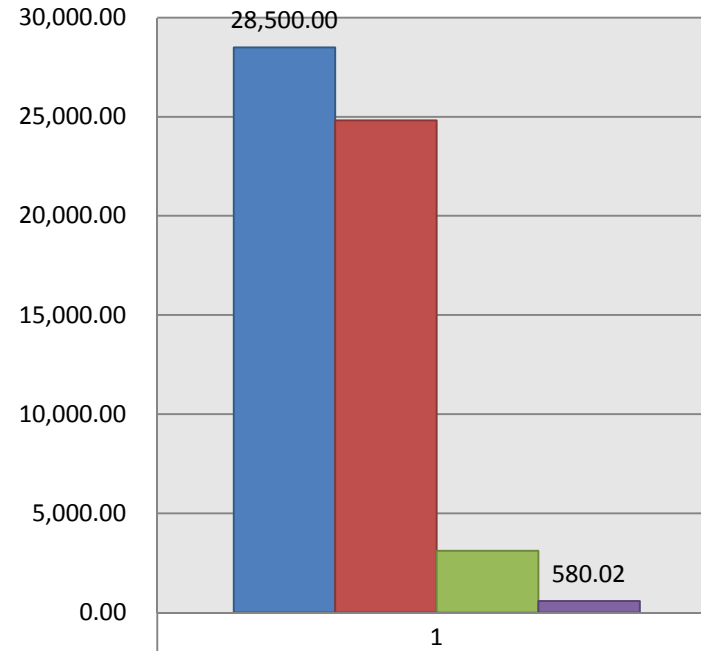
Recreation - 20	Total Appropriations	Prior Year Encumbrance	Appropriations plus Enc	2010 Encumbrance	2010 Expenditures	Available Appropriations	
7200's Contractual Expenses.....	5,155.38	199.14	5,354.52	458.66	3,105.24	1,790.62	
7300's Materials & Supplies Expenses.....	28,500.00	0.00	28,500.00	24,814.74	3,105.24	580.02	
7400's Fixed Expenses.....	0.00	0.00		0.00	0.00		
8801 refunds	0.00	0.00					Fund Balance
							4,110.63
21st Century Grant - 26	132,504.69	1,061.69	133,566.38	4,315.28	76,274.34	52,976.76	1,374.08

Recreation Contractual



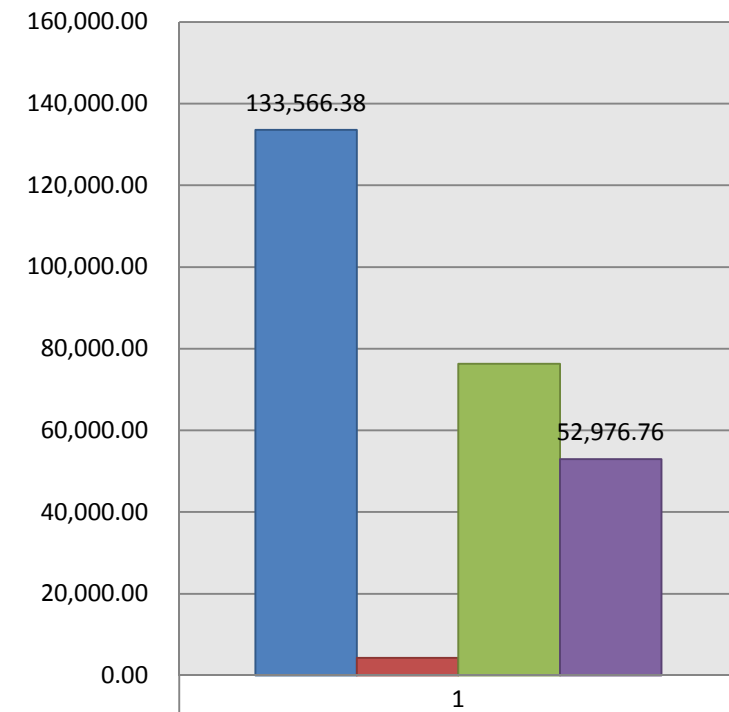
■	App+Enc	5,354.52
■	Enc	458.66
■	Expense	3,105.24
■	Available	1,790.62

Recreation Materials & Supplies



■	App+Enc	28,500.00
■	Enc	24,814.74
■	Expense	3,105.24
■	Available	580.02

21st Century Grant



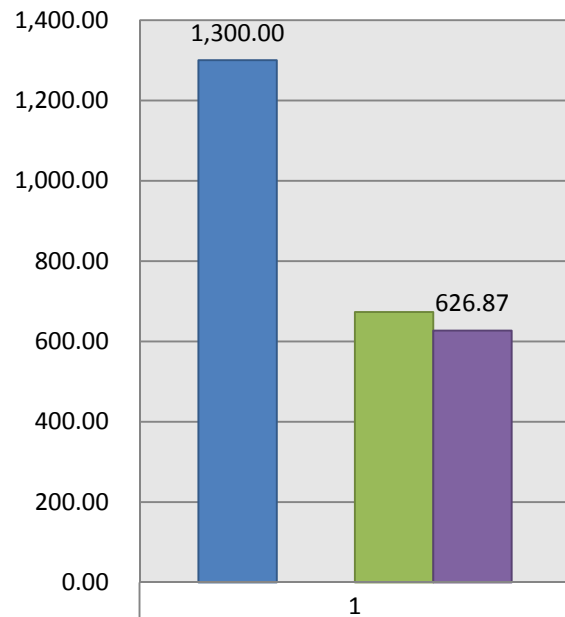
■	App+Enc	133,566.38
■	Enc	4,315.28
■	Expense	76,274.34
■	available	52,976.76

Service Directors Budget

9/30/2010

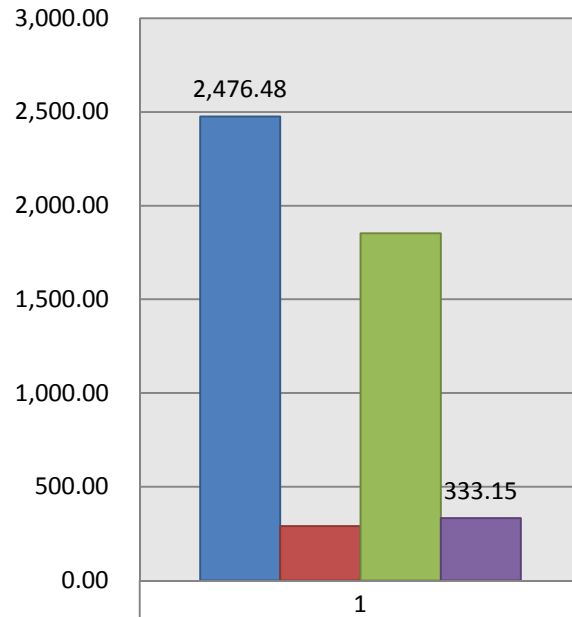
	Total Appropriations	Prior Year Encumbrance	Appropriations plus Enc	2010 Encumbrance	2010 Expenditures	Available Appropriations
814 Service Director's Office						
7100's Total Employee Costs.....	107,436.00	0.00	107,436.00	0.00	79,522.54	27,913.46
7200's Contractual Expenses.....	1,300.00	0.00	1,300.00	0.00	673.13	626.87
7300's Materials & Supplies Expenses.....	1,200.00	1,276.48	2,476.48	290.00	1,853.33	333.15
0911 Public Lands & Buildings						
7200's Contractual Expenses.....	224,000.00	11,691.09	235,691.09	54,136.91	176,097.80	5,456.38
7300's Materials & Supplies Expenses.....	25,000.00	1,091.34	26,091.34	3,528.22	20,102.84	2,460.28
7400's Fixed Expenses.....	248,000.00	15,636.81	263,636.81	106,676.43	156,018.73	941.65
2206 Property Management, Maintenance and Demolit						
	10,000.00	0.00	10,000.00	0.00	0.00	10,000.00
2600 Insurance						
	172,000.00	0.00	172,000.00	10,000.00	159,570.58	2,429.42

SSD Contractual



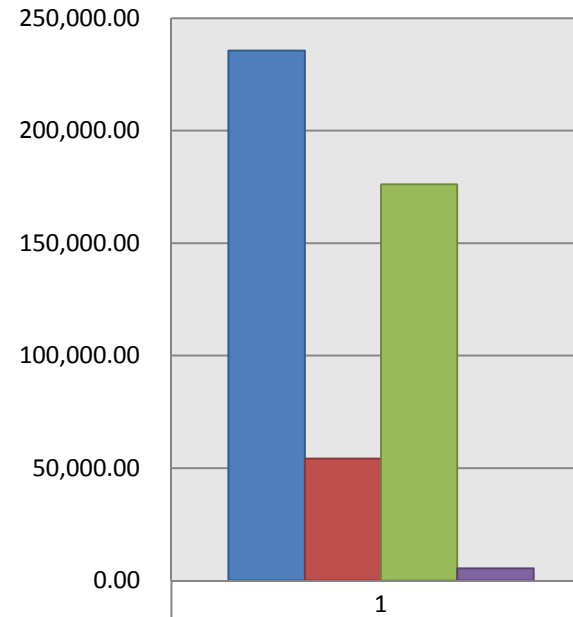
	1			
■ App+Enc	1,300.00	■ Enc	0.00	■ Available
■ Expense	673.13			

SSD Materials & Supplies



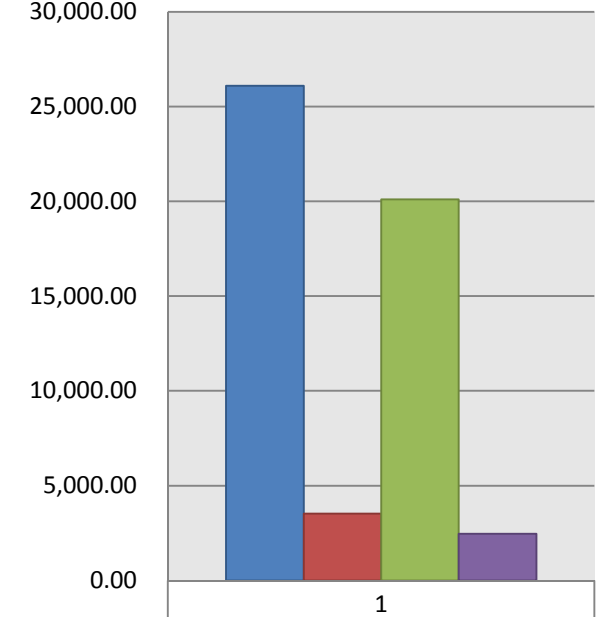
	1			
■ App+Enc	2,476.48	■ Enc	290.00	■ Available
■ Expense	1,853.33			

Public L&B Contractual



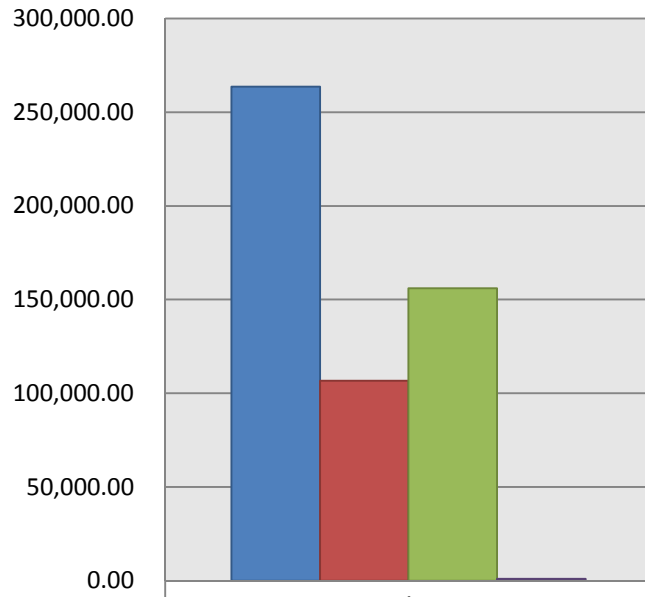
	1			
■ App+Enc	235,691.09	■ Enc	54,136.91	■ Available
■ Expense	176,097.80			

Public L & B Materials & Supplies



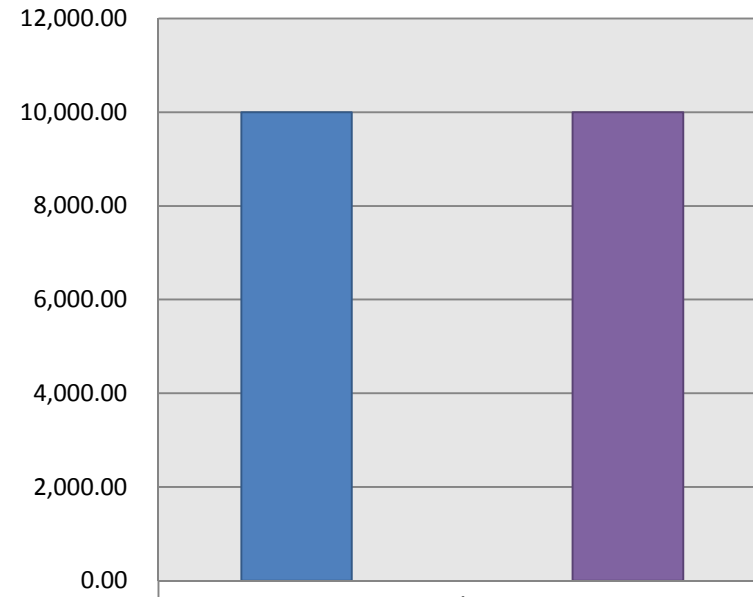
	1			
■ App+Enc	26,091.34	■ Enc	3,528.22	■ Available
■ Expense	20,102.84			

Public L&B Fixed Expenses



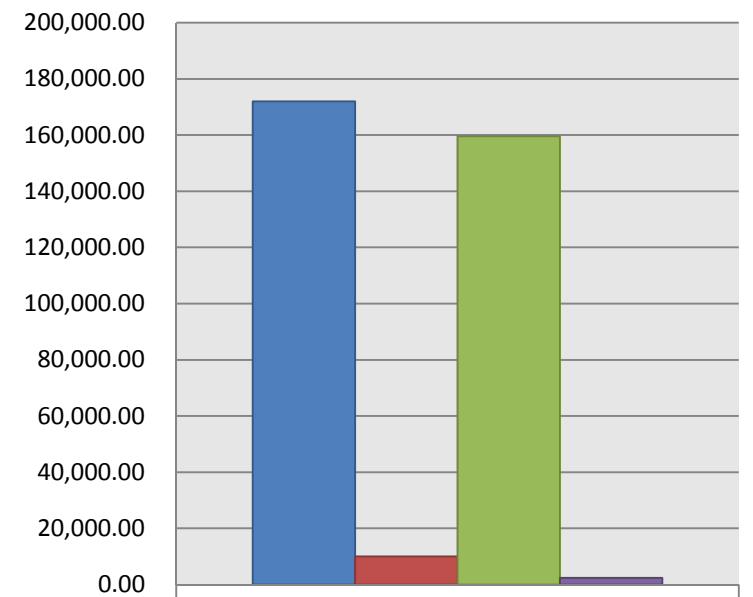
	1
App+Enc	263,636.81
Enc	106,676.43
Expense	156,018.73
Available	941.65

Property Management & Demolition



	1
App+Enc	10,000.00
Enc	0.00
Expense	0.00
Available	10,000.00

Insurance



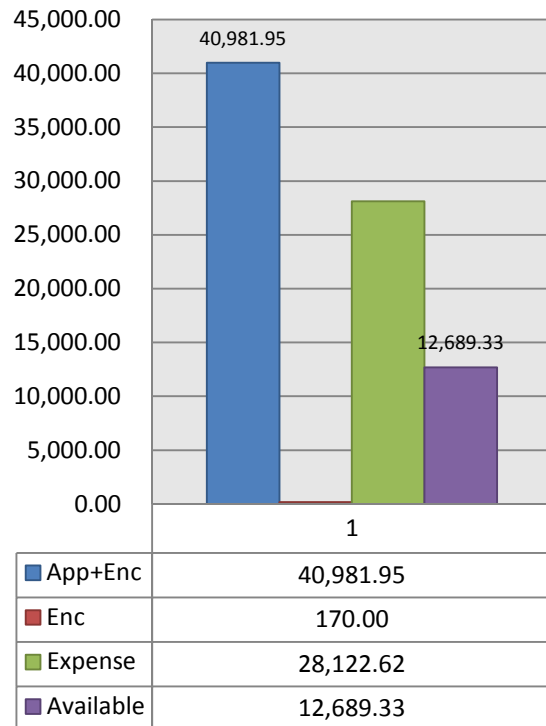
	1
App+Enc	172,000.00
Enc	10,000.00
Expense	159,570.58
Available	2,429.42

Treasurers Office Budget

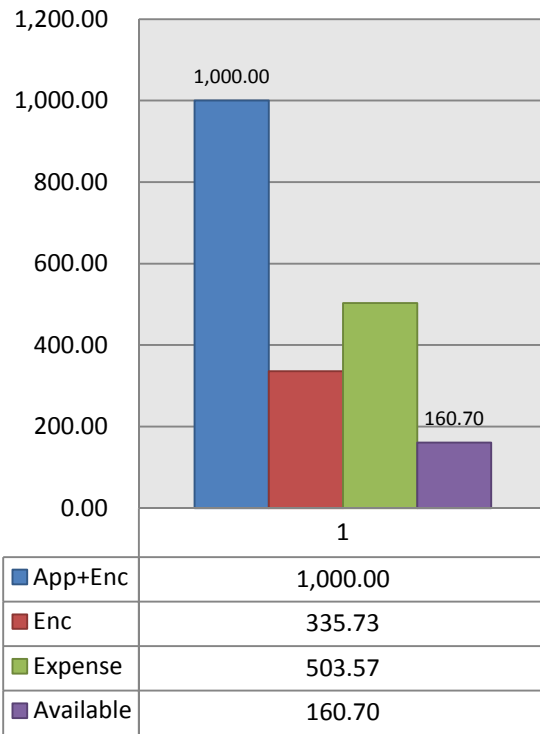
9/30/2010

	Total Appropriations	Prior Year Encumbrance	Appropriations plus Enc	2010 Encumbrance	2010 Expenditures	Available Appropriations
0610 Treasurer						
7200's Contractual Expenses.....	40,911.95	70.00	40,981.95	170.00	28,122.62	12,689.33
7300's Materials & Supplies Expenses.....	1,000.00	0.00	1,000.00	335.73	503.57	160.70
0620 Treasurer's Earnings Tax						
7200's Contractual Expenses.....	75,000.00	18,375.65	93,375.65	13,930.00	42,124.49	37,321.16
7300's Materials & Supplies Expenses.....	1,500.00	0.00	1,500.00	160.10	918.10	421.80
01 2110 Retirees Health Care	500,000.00	0.00	500,000.00	0.00	96,854.00	403,146.00
01 2111 Subsidy C-9 Trust	324,000.00	0.00	324,000.00	65,583.20	34,416.79	224,000.01
01 2500 Earnings Tax Refund	225,500.00	929.75	226,429.75	1,587.59	128,708.38	96,133.78
08 C9 TRUST - 08	396,201.00	0.00	396,201.00	0.00	295,994.42	100,206.58

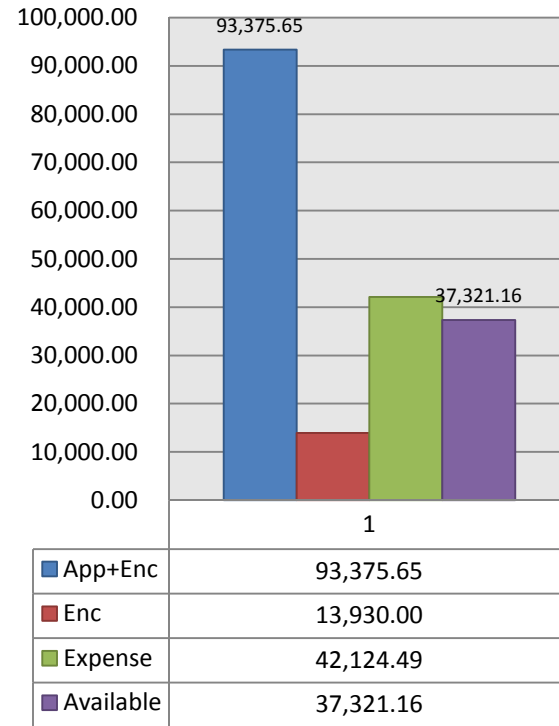
Treasurer Contractual



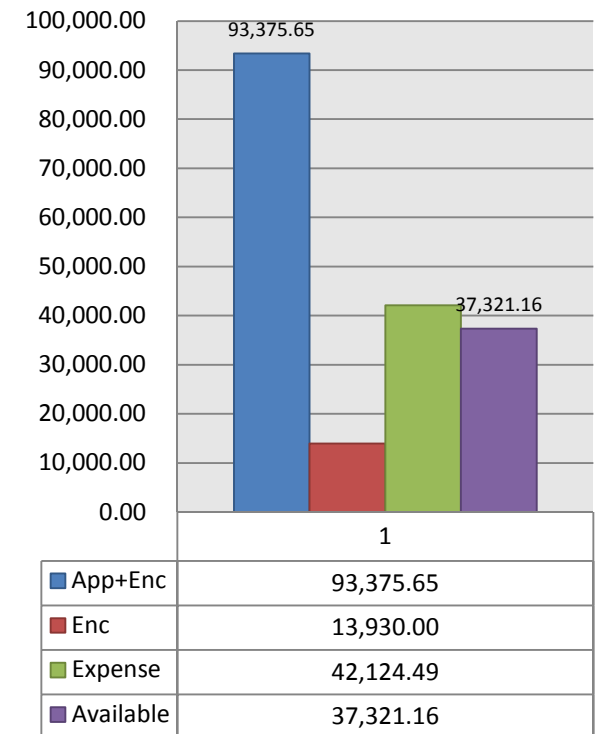
Treasurer Materials & Supplies



Earnings Tax Contractual



Earnings Tax Materials & Supplies

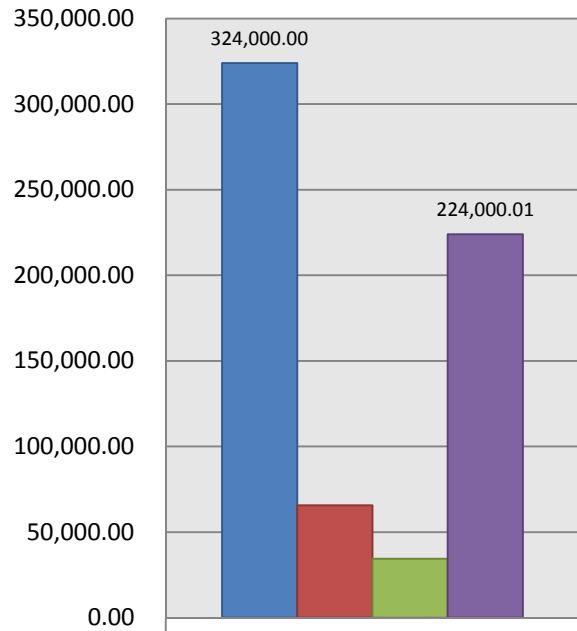


Retiress Health Care



■ App+Enc	500,000.00
■ Enc	0.00
■ Expense	96,854.00
■ Available	403,146.00

Subsidy C-9 Trust



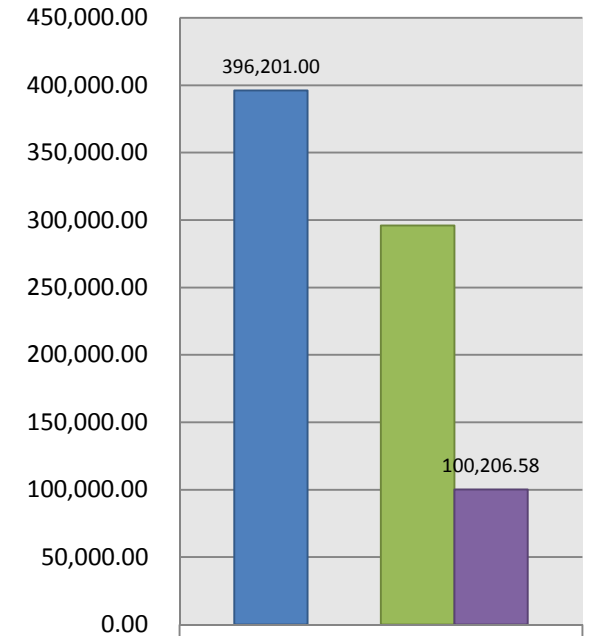
■ App+Enc	324,000.00
■ Enc	65,583.20
■ Expense	34,416.79
■ Available	224,000.01

Earnings Tax Refund



■ App+Enc	226,429.75
■ Enc	1,587.59
■ Expense	128,708.38
■ Available	96,133.78

C-9 Trust



■ App+Enc	396,201.00
■ Enc	0.00
■ Expense	295,994.42
■ Available	100,206.58

Water Dept Budget

9/30/2010

WATER FUND - 50	Total Appropriations	Prior Year Encumbrance	Appropriations plus Enc	2010 Encumbrance	2010 Expenditures	Available Appropriations
7200's Contractual Expenses.....	3,100,065.08	150,065.08	3,250,130.16	3,449.12	1,633,840.62	1,612,840.42
7300's Materials & Supplies Expenses.....	60,765.07	2,834.22	63,599.29	8,229.47	48,717.55	6,652.27
7700's Debt Service Expenses.....	60,427.00	0.00	60,427.00	9,811.00	9,811.00	40,805.00
7400's Fixed Expenses.....	0.00	0.00	0.00	0.00	1,153.90	(1,153.90)
7600's Fees, taxes, court cost, etc	0.00	0.00	0.00	0.00	0.00	0.00
8800's Refunds.....	0.00	0.00	0.00	0.00	1,333.19	(1,333.19)

Fund Balance
251,058.31

